

# Shopping Cart

**30-300**

**LBS**  
capacity

## WHEELS

## FEATURES



### ALGOOD

**BEARINGS:** Plain, Ball, Delrin,  
**TEMPERATURE:** -45°F to 180°F  
**COLOURS:** Grey Core, Navy Tread (1 1/4" tread);  
 White Core, Black Tread (all other tread widths)  
**DESCRIPTION:** This non-marking Urethane treaded wheel is securely bonded mechanically to its Polyolefin core to prevent separation. It is highly resistant to chemicals and is excellent for all floor surfaces. This wheel provides for high load capacities and is rust proof. 100% Moisture Friendly.  
**DUROMETER:** 90-95 A Scale

#### EXCELLENT FOR

- Shopping Carts
- Food equipment
- Mobile stock shelves
- Airports
- Bakery equipment
- Floor protection

#### OPTIONS

















































- BB Ball Bearing
- DB Delrin Bearing (1 1/4" tread only)
- TG Thread Guard (1 1/4" tread only)

#### SPECIAL

- Non-marking
- Moisture friendly
- High quality ball bearing
- Long life tread
- Resistant to most chemicals
- Custom colours available upon request



Moldon Polyolefin Urethane

WHEEL						PART NUMBER			
Diameter	Tread Width	Capacity Lbs.	Hub Length	Standard Bore	Alternative Bore	Bearing Type	Part Number	Wheel Weight (lbs)	
								0.03	
<b>1 1/4"</b>	<b>9/16"</b>	30	5/8"	3/16"	-	Plain	W-4125-PLY	0.03	
								0.09	
<b>2"</b>	<b>15/16"</b>	90	1"	1/4"	-	Plain	W-4002-PLY	0.09	
								0.32	
<b>2 1/2"</b>	<b>1 1/8"</b>	160	1 13/32"	5/16"	-	Plain	W-4025-PLY	0.32	
								0.53	
<b>3 1/2"</b>	<b>1 1/4"</b>	250	1 9/16"	3/8"	5/16"	Ball	W-5235-PLY-BB-TG	0.53	
								0.60	
<b>4"</b>	<b>1 1/4"</b>	300	1 9/16"	3/8"	5/16"	Ball	W-1940-PLY-BB-TG	0.60	
								0.80	
<b>5"</b>	<b>1 1/4"</b>	300	1 9/16"	3/8"	5/16"	Ball	W-1950-PLY-BB-TG	0.80	