

2200 SERIES

240 LBS



EZC
-40° to 180°F
65A +/-5



MPUG
-30° to 180°F
95A +/-5



IR
-40° to 185°F
75A +/-3



ATTACHMENT OPTIONS

TOP PLATE OPTION

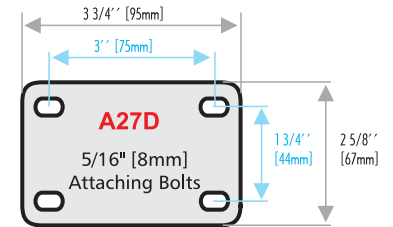


Plate thickness: 3/32" [3mm]

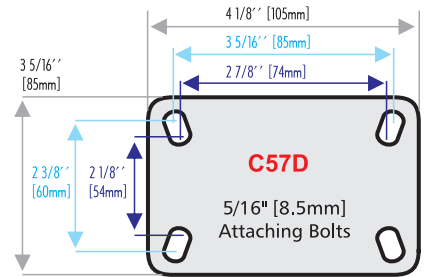
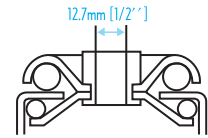


Plate thickness: 3/32" [3mm] (swivel only)

BOLT HOLE OPTION



"1/2HOLE"

1/2" [12.7mm] Bolt Hole

Optional Bolt Hole: "3/8HOLE" - 3/8" [10mm]

STEMS

CODE ↑ DIA. ↑ Length

THREADED BOLT STEM OPTION

3/8 **X Length HO	3/8"	ANY
1/2 **X Length HO	1/2"	ANY

ROUND RUBBER EXPANDABLE ADAPTER

3/4RD EXP	3/4"	3 1/8"
7/8RD EXP	7/8"	3 1/8"
1RD EXP	1"	4 1/8"
1 1/8RD EXP	1 1/8"	4 1/8"
1 3/8RD EXP	1 3/8"	4 1/8"
1 1/2RD EXP	1 1/2"	4 1/8"

SQUARE RUBBER EXPANDABLE ADAPTER

3/4SQ EXP	3/4"	3 1/8"
7/8SQ EXP	7/8"	3 1/8"
1SQ EXP	1"	4 1/8"
1 1/8SQ EXP	1 1/8"	4 1/8"
1 3/8SQ EXP	1 3/8"	4 1/8"
1 1/2SQ EXP	1 1/2"	4 1/8"

PART NUMBER

Size	Tread Width	Material	Bearing Type	Capacity LBS	Overall Height	Swivel Lead	Swivel	Rigid
3"	1 1/4"	EZC	Ball	240	102mm	32mm	S2203-***-EZC-PB	R2203-A27D-EZC-PB
	1 1/4"	MPUG	Ball	240	102mm	32mm	S2203-***-MPUG-PB	R2203-A27D-MPUG-PB
4"	1 3/16"	IR	Ball	165	135mm	34mm	S2204-***-IR-PB-TG	R2204-A27D-IR-PB-TG
	1 1/4"	EZC	Ball	240	135mm	34mm	S2204-***-EZC-PB	R2204-A27D-EZC-PB
5"	1 1/4"	MPUG	Ball	240	135mm	34mm	S2204-***-MPUG-PB	R2204-A27D-MPUG-PB
	1 3/16"	IR	Ball	185	158mm	35mm	S2205-***-IR-PB-TG	R2205-A27D-IR-PB-TG
5"	1 1/4"	EZC	Ball	240	158mm	35mm	S2205-***-EZC-PB	R2205-A27D-EZC-PB
	1 1/4"	MPUG	Ball	240	158mm	35mm	S2205-***-MPUG-PB	R2205-A27D-MPUG-PB

*** - Include fitting code into Swivel Part Number (Plate, Bolt Hole or Stem code)

OPTIONS:

- "DLB" - Total-Lock Brake
- "SWLB" - 2 Position Directional Locks

FINISH:

- Bright Zinc



(SWLB)

EXCELLENT FOR:

- Hospitals
- Schools
- Libraries
- Audio & Visual Equipment
- Food processing Machinery
- Food Equipment
- Metal Fabricators