

1200 SERIES

140 LBS



PU-PB-TG
-40° to 194°F
95A +/-3



PO-PB-TG
-4F to 175F
65D +/-5



TPE-PB-TG
-40 to 180F
75A +/-3



ATTACHMENT OPTIONS

TOP PLATE OPTION

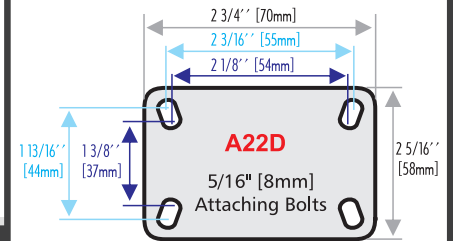
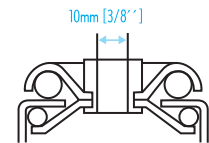


Plate thickness: 3/32" [2.5mm]

BOLT HOLE OPTION




"3/8HOLE"

3/8" [10mm] Bolt Hole

STEMS

CODE DIA. Length


THREADED BOLT STEM OPTION

	3/8 **X Length HO	3/8"	ANY
	M10 **X Length HO	10mm	ANY

ROUND RUBBER EXPANDABLE ADAPTER

	3/4RD EXP	3/4"	3 1/8"
	7/8RD EXP	7/8"	3 1/8"

SQUARE RUBBER EXPANDABLE ADAPTER

	3/4SQ EXP	3/4"	3 1/8"
	7/8SQ EXP	7/8"	3 1/8"

PART NUMBER

Size	Tread Width	Material	Bearing Type	Capacity LBS	Overall Height	Swivel Lead	Swivel	Rigid
2 1/2"	1"	PO	Plain	100	91mm	31mm	S1225-***-PO	R1225-A22D-PO
	1"	PU	Ball	125	89mm	29mm	S1225-***-PU-PB-TG	R1225-A22D-PU-PB-TG
	1"	TPE	Ball	110	89mm	29mm	S1225-***-TPE-PB	R1225-A22D-TPE-PB
3"	1"	PO	Plain	110	104mm	31mm	S1203-***-PO	R1203-A22D-PO
	1"	PU	Ball	140	104mm	31mm	S1203-***-PU-PB-TG	R1203-A22D-PU-PB-TG
	1"	TPE	Ball	110	104mm	31mm	S1203-***-TPE-PB	R1203-A22D-TPE-PB
4"	1"	PU	Ball	150	125mm	26mm	S1204-***-PU-PB-TG	R1204-A22D-PU-PB-TG
	1"	TPE	Ball	120	125mm	26mm	S1204-***-TPE-PB	R1204-A22D-TPE-PB

*** - Include fitting code into Swivel Part Number (Plate, Bolt Hole or Stem code)

OPTIONS:

- "DLB" - Total-Lock Brake

FINISH:

- Bright Zinc
- Chrome Available*
- Stainless Steel Available*

* Consult CasterWorld for MOQ



EXCELLENT FOR:

- Hospitals
- Diagnostic Equipment
- Store Fixtures & Displays
- Audio & Visual Equipment
- Tool Boxes